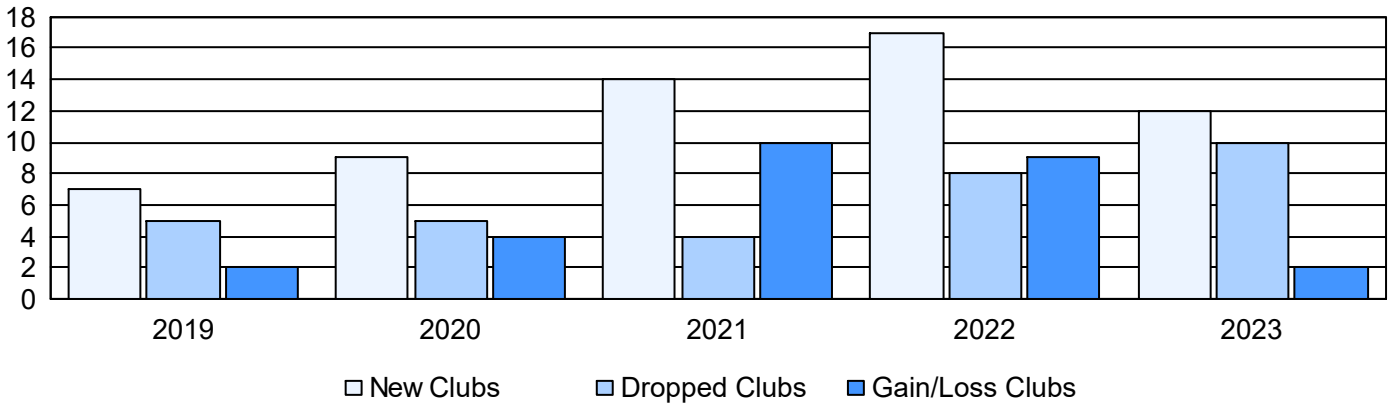
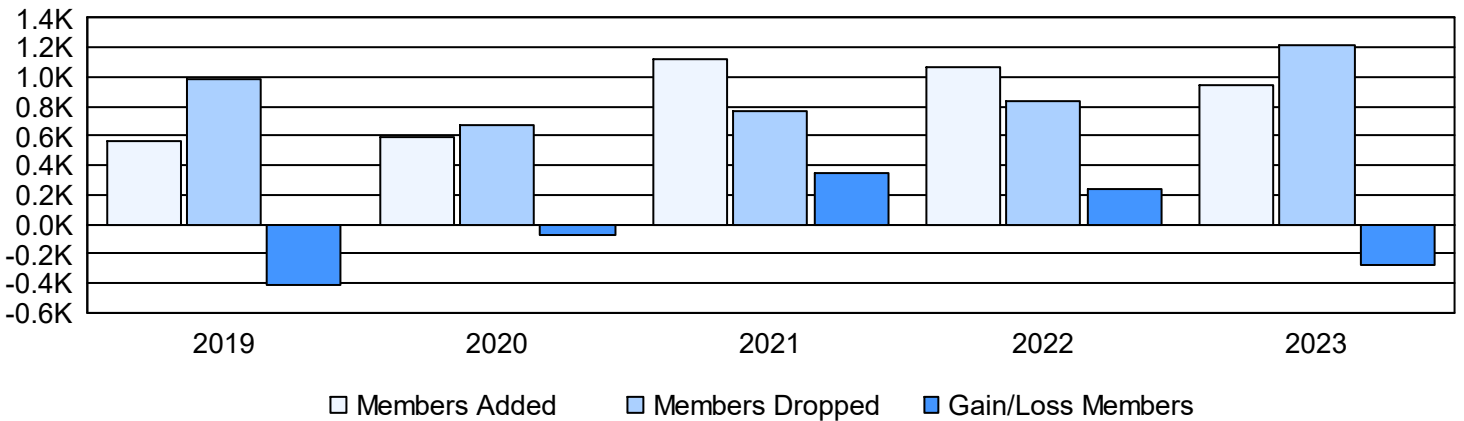


| Year | New Clubs | Dropped Clubs | Gain/ Loss Clubs | New Members | Charter Members | Reinstate Members | Transfer Members | Total Member Added | Total Members Dropped | Gain/ Loss Members |
|----------------|-----------|---------------|------------------|-------------|-----------------|-------------------|------------------|--------------------|-----------------------|--------------------|
| 2018-2019 | 7 | 5 | 2 | 339 | 188 | 42 | 2 | 571 | 981 | -410 |
| 2019-2020 | 9 | 5 | 4 | 324 | 241 | 24 | 6 | 595 | 671 | -76 |
| 2020-2021 | 14 | 4 | 10 | 672 | 378 | 65 | 3 | 1,118 | 768 | 350 |
| 2021-2022 | 17 | 8 | 9 | 560 | 424 | 77 | 6 | 1,067 | 832 | 235 |
| 2022-2023 | 12 | 10 | 2 | 480 | 380 | 68 | 17 | 945 | 1,221 | -276 |
| Average | 12 | 6 | 5 | 475 | 322 | 55 | 7 | 859 | 895 | -35 |

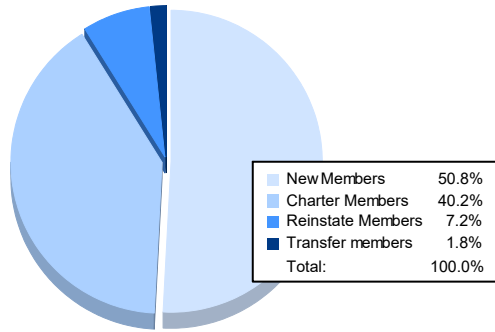
Clubs



Members



Membership Composition June 2023 Cumulative



Gender Composition June 2023 Cumulative

